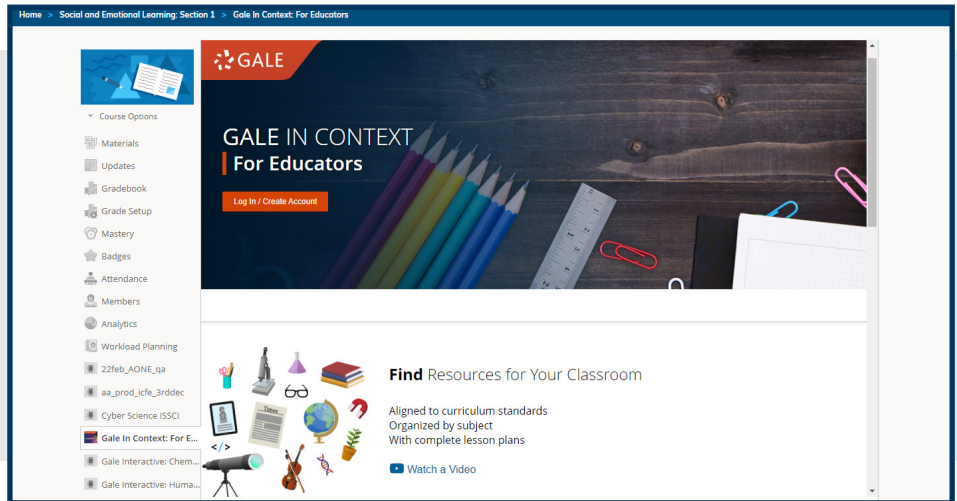


GALE IN CONTEXT: FOR EDUCATORS SCHOOLLOGY INTEGRATION

Incorporate *Gale In Context: For Educators* content, individualized folders, and assessments into your Schoology classes.

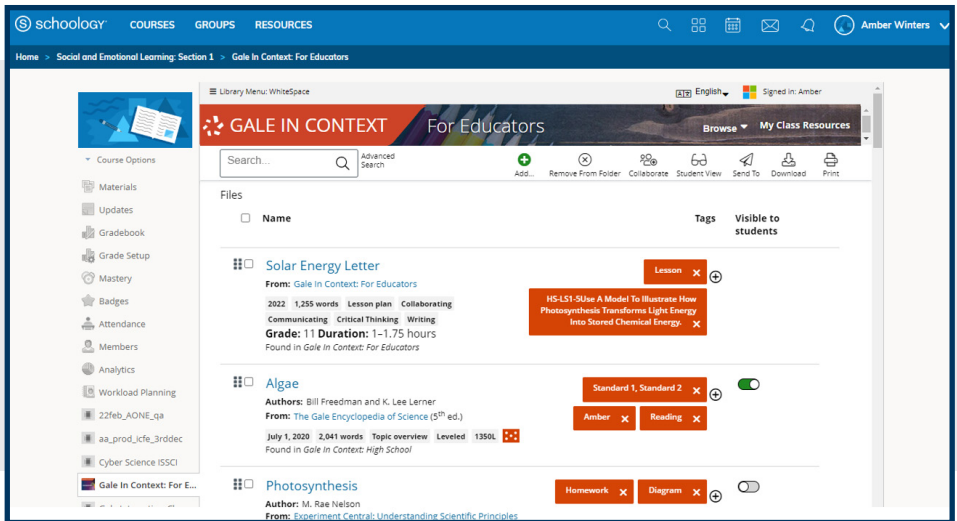
ACCESS THROUGH SCHOOLLOGY

Once you've added *Gale In Context: For Educators* to Schoology, you can access it from your course menu. Features and tools function exactly as they do when access outside Schoology.



FIND AND CUSTOMIZE

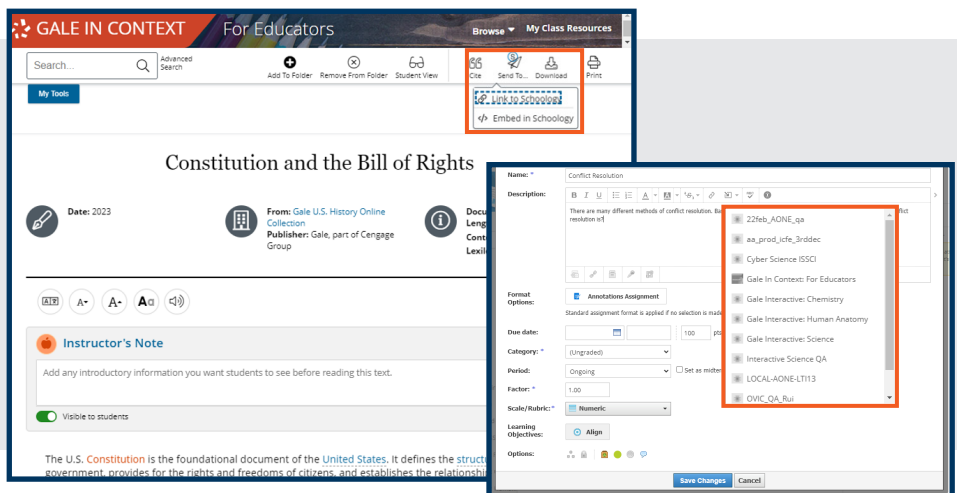
Utilize the *Gale In Context: For Educators* tools to create folders, save content, add **Instructor's Notes**, and assign **Assessments**.



EMBED GALE CONTENT

Use the rich content editor in an assignment, discussion, or quiz to access *Gale In Context: For Educators*.

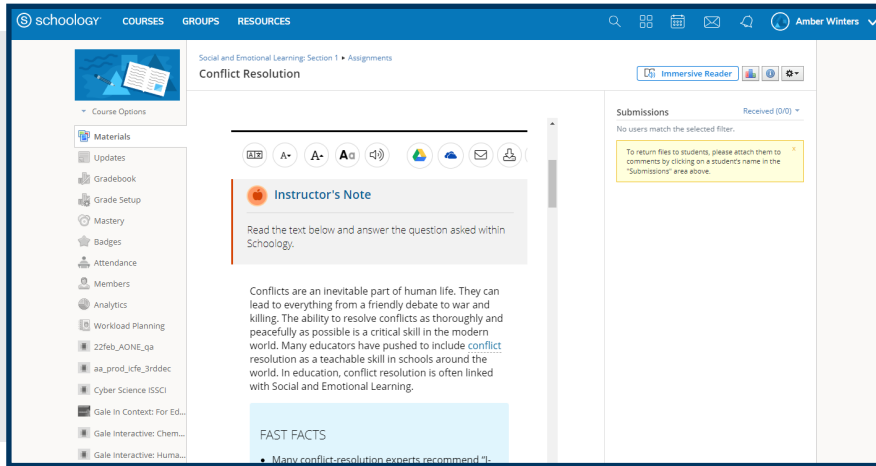
Utilize the **Link To** or **Embed To** buttons within **Send To** to add Gale materials directly into your course.



Turn the page to learn more about embedding content, including individual articles, folders, and assessments.

GALE IN CONTEXT: FOR EDUCATORS SCHOOLY INTEGRATION

Embed a Document

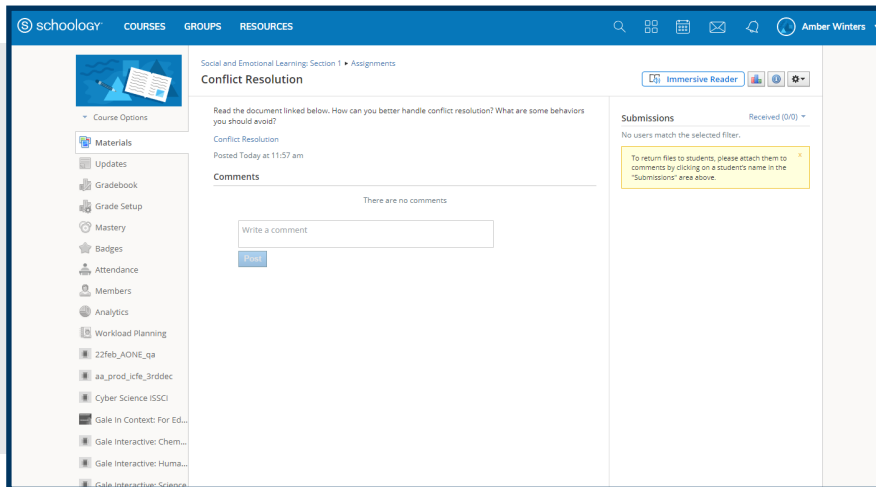


Places the entire result within your assignment, discussion, or quiz.

Students will see any **Instructor's Notes** or **Highlights** you added.

Select **Embed In Schoology** under **Send To** within any entry.

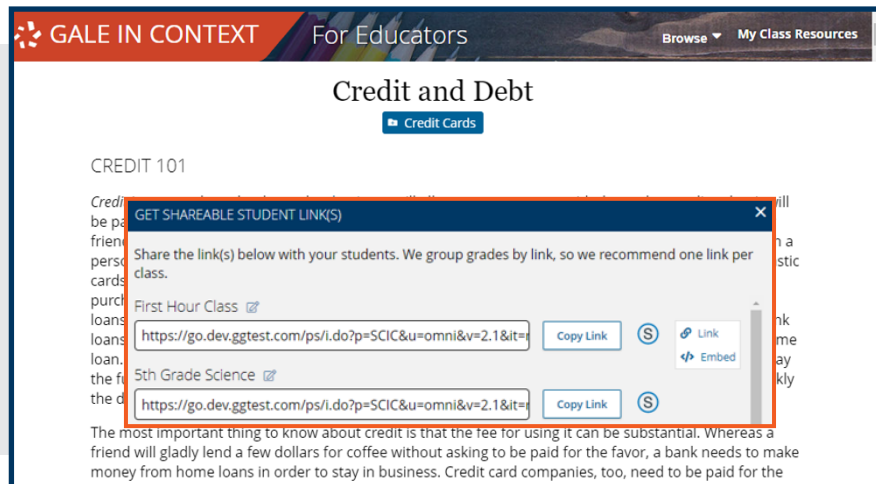
Link to a Document or Folder



Places a link to your content within the rich content editor.

Select **Link In Schoology** under **Send To** to include individual entries as well as fully customized folders.

Add a Resource With an Assessment



Link or Embed custom **Student Links** for documents with assigned assessments.

Link to custom **Student Links** for folders with assigned assessments.

Each specialized link will collect graded results within *Gale In Context: For Educators*.